



4 200m Breaststroke Men Heat



Official



Total



Rank	Competitor	Age	Club	RT	PTS	Result	
1	Jacob Story (V)	17		0.70		2:11.20 Entry: 2:14.33 -3.13	Q
	25m: 13.33 50m: 29.25 (15.92) 75m: 45.95 (16.70) 100m: 1:02.46 (16.51) 125m: 1:19.58 (17.12) 150m: 1:36.08 (16.50) 175m: 1:53.64 (17.56) 200m: 2:11.20 (17.56)						
2	Hara Hughes	19		0.64		2:11.80 Entry: 2:14.04 -2.24	Q
	25m: 13.17 50m: 29.36 (16.19) 75m: 45.94 (16.58) 100m: 1:02.91 (16.97) 125m: 1:19.84 (16.93) 150m: 1:36.97 (17.13) 175m: 1:54.24 (17.27) 200m: 2:11.80 (17.56)						
3	Harrison Biddell (V)	20		0.67		2:12.05 Entry: 2:12.52 -0.47	Q
	25m: 13.60 50m: 29.61 (16.01) 75m: 46.00 (16.39) 100m: 1:02.84 (16.84) 125m: 1:19.93 (17.09) 150m: 1:37.06 (17.13) 175m: 1:54.37 (17.31) 200m: 2:12.05 (17.68)						
4	O... Kreutzberg...	18		0.20		2:12.49 Entry: 2:17.52 -5.03	Q
	25m: 13.64 50m: 30.11 (16.47) 75m: 46.68 (16.57) 100m: 1:03.55 (16.87) 125m: 1:20.17 (16.62) 150m: 1:37.23 (17.06) 175m: 1:54.61 (17.38) 200m: 2:12.49 (17.88)						
5	Oscar Dingwall (V)	16		0.64		2:13.91 Entry: 2:17.55 -3.64	Q
	25m: 13.25 50m: 29.41 (16.16) 75m: 46.12 (16.71) 100m: 1:03.13 (17.01) 125m: 1:20.73 (17.60) 150m: 1:38.34 (17.61) 175m: 1:56.09 (17.75) 200m: 2:13.91 (17.82)						
6	Joseph Reiher	18		0.80		2:15.21 Entry: 2:16.83 -1.62	Q
	25m: 14.02 50m: 30.50 (16.48) 75m: 47.74 (17.24) 100m: 1:05.35 (17.61) 125m: 1:22.92 (17.57) 150m: 1:40.45 (17.53) 175m: 1:57.96 (17.51) 200m: 2:15.21 (17.25)						
7	Kevin Zhang	18		0.65		2:15.29 Entry: 2:15.18 +0.11	Q
	25m: 13.57 50m: 30.17 (16.60) 75m: 46.77 (16.60) 100m: 1:03.79 (17.02) 125m: 1:20.77 (16.98) 150m: 1:38.28 (17.51) 175m: 1:56.41 (18.13) 200m: 2:15.29 (18.88)						
8	Rylind Wheeler	17		0.66		2:16.43 Entry: 2:17.59 -1.16	Q
	25m: 14.01 50m: 30.94 (16.93) 75m: 48.37 (17.43) 100m: 1:06.01 (17.64) 125m: 1:23.45 (17.44) 150m: 1:41.04 (17.59) 175m: 1:58.74 (17.70) 200m: 2:16.43 (17.69)						
9	Nemanja Markovic	17		0.63		2:16.54 Entry: 2:18.26 -1.72	Q
	25m: 14.03 50m: 31.16 (17.13) 75m: 48.64 (17.48) 100m: 1:06.47 (17.83) 125m: 1:24.20 (17.73) 150m: 1:41.98 (17.78) 175m: 1:59.37 (17.39) 200m: 2:16.54 (17.17)						
10	Nicholas Cowen	18		0.65		2:16.59 Entry: 2:18.11 -1.52	Q
	25m: 14.10 50m: 30.93 (16.83) 75m: 47.97 (17.04) 100m: 1:05.24 (17.27) 125m: 1:22.61 (17.37) 150m: 1:40.31 (17.70) 175m: 1:58.34 (18.03) 200m: 2:16.59 (18.25)						
11	Luke Higgs (V)	17		0.73		2:17.85 Entry: 2:32.15 -14.30	Q
	25m: 14.83 50m: 32.14 (17.31) 75m: 49.35 (17.21) 100m: 1:06.89 (17.54) 125m: 1:24.32 (17.43) 150m: 1:42.13 (17.81) 175m: 1:59.73 (17.60) 200m: 2:17.85 (18.12)						
12	Jett Cotter (V)	17		0.63		2:18.12 Entry: 2:19.11 -0.99	Q
	25m: 14.49 50m: 31.50 (17.01) 75m: 49.12 (17.62) 100m: 1:06.73 (17.61) 125m: 1:24.42 (17.69) 150m: 1:42.24 (17.82) 175m: 2:00.22 (17.98) 200m: 2:18.12 (17.90)						
13	Liam Rees	18		0.71		2:18.44 Entry: 2:19.72 -1.28	Q
	25m: 14.27 50m: 31.48 (17.21) 75m: 49.02 (17.54) 100m: 1:06.52 (17.50) 125m: 1:24.22 (17.70) 150m: 1:41.98 (17.76) 175m: 1:59.88 (17.90) 200m: 2:18.44 (18.56)						
14	Callum Thomas (V)	21		0.70		2:18.55 Entry: 2:19.63 -1.08	Q



100m: 1:06.21 (17.52) 125m: 1:23.90 (17.69) 150m: 1:41.83 (17.93)
175m: 2:00.25 (18.42) 200m: 2:18.55 (18.30)



15  **Caleb Yin** 15  0.70 **2:18.88** Q
Entry: 2:21.88 -3.00
25m: 14.40 50m: 31.51 (17.11) 75m: 49.02 (17.51)
100m: 1:06.87 (17.85) 125m: 1:24.75 (17.88) 150m: 1:42.94 (18.19)
175m: 2:00.68 (17.74) 200m: 2:18.88 (18.20)



16  **Roman Anderson** 16  0.66 **2:19.03** Q
Entry: 2:20.93 -1.90
25m: 13.58 50m: 30.36 (16.78) 75m: 47.57 (17.21)
100m: 1:05.05 (17.48) 125m: 1:22.84 (17.79) 150m: 1:40.94 (18.10)
175m: 1:59.68 (18.74) 200m: 2:19.03 (19.35)



17  **Danny Sun** 15  0.77 **2:19.97** Q
Entry: 2:22.35 -2.38
25m: 13.83 50m: 30.63 (16.80) 75m: 48.73 (18.10)
100m: 1:06.62 (17.89) 125m: 1:24.73 (18.11) 150m: 1:42.57 (17.84)
175m: 2:01.12 (18.55) 200m: 2:19.97 (18.85)



18  **Will Herbert** 15  0.70 **2:19.98** Q
Entry: 2:25.61 -5.63
25m: 14.24 50m: 31.48 (17.24) 75m: 48.70 (17.22)
100m: 1:06.72 (18.02) 125m: 1:24.83 (18.11) 150m: 1:43.23 (18.40)
175m: 2:01.44 (18.21) 200m: 2:19.98 (18.54)



19  **Nael Roux (V)** 19  0.64 **2:20.23** Q
Entry: 2:20.63 -0.40
25m: 14.31 50m: 31.83 (17.52) 75m: 49.68 (17.85)
100m: 1:07.78 (18.10) 125m: 1:26.03 (18.25) 150m: 1:44.22 (18.19)
175m: 2:02.16 (17.94) 200m: 2:20.23 (18.07)

20  **Connor Jenkins** 15  0.24 **2:20.98** Q
Entry: 2:23.76 -2.78
25m: 14.26 50m: 31.62 (17.36) 75m: 49.64 (18.02)
100m: 1:08.44 (18.80) 125m: 1:26.51 (18.07) 150m: 1:44.78 (18.27)
175m: 2:02.77 (17.99) 200m: 2:20.98 (18.21)



21  **Sosth... Videau ...** 18  0.18 **2:21.12** Q
Entry: 2:19.28 +1.84
25m: 14.03 50m: 31.26 (17.23) 75m: 49.10 (17.84)
100m: 1:07.23 (18.13) 125m: 1:25.63 (18.40) 150m: 1:43.99 (18.36)
175m: 2:02.59 (18.60) 200m: 2:21.12 (18.53)



22  **Jethrow Yoon** 16  0.66 **2:21.65** Q
Entry: 2:20.97 +0.68
25m: 14.59 50m: 32.12 (17.53) 75m: 49.55 (17.43)
100m: 1:07.58 (18.03) 125m: 1:25.75 (18.17) 150m: 1:45.34 (19.59)
175m: 2:03.88 (18.54) 200m: 2:21.65 (17.77)



23  **Frederick Mills** 15  0.71 **2:21.88** Q
Entry: 2:26.02 -4.14
25m: 13.92 50m: 31.74 (17.82) 75m: 50.08 (18.34)
100m: 1:08.67 (18.59) 125m: 1:27.20 (18.53) 150m: 1:45.35 (18.15)
175m: 2:03.71 (18.36) 200m: 2:21.88 (18.17)



24  **Dmitry Kuzmenkov** 16  0.68 **2:21.98** Q
Entry: 2:25.22 -3.24
25m: 14.55 50m: 31.98 (17.43) 75m: 50.34 (18.36)
100m: 1:08.19 (17.85) 125m: 1:26.03 (17.84) 150m: 1:44.54 (18.51)
175m: 2:03.33 (18.79) 200m: 2:21.98 (18.65)

25  **John Park** 17  0.69 **2:22.51** Q
Entry: 2:23.76 -1.25
25m: 14.60 50m: 31.97 (17.37) 75m: 49.39 (17.42)
100m: 1:07.80 (18.41) 125m: 1:26.08 (18.28) 150m: 1:44.69 (18.61)
175m: 2:03.30 (18.61) 200m: 2:22.51 (19.21)



26  **Christ... Montan...** 15  0.67 **2:23.62** Q
Entry: 2:13.53 +10.09
25m: 13.43 50m: 30.13 (16.70) 75m: 47.23 (17.10)
100m: 1:05.24 (18.01) 125m: 1:23.89 (18.65) 150m: 1:42.77 (18.88)
175m: 2:02.60 (19.83) 200m: 2:23.62 (21.02)

27  **Lachlan Bibby-Fox** 18  0.74 **2:23.89** Q
Entry: 2:24.17 -0.28
25m: 14.81 50m: 32.50 (17.69) 75m: 50.75 (18.25)
100m: 1:09.00 (18.25) 125m: 1:27.26 (18.26) 150m: 1:45.83 (18.57)
175m: 2:04.86 (19.03) 200m: 2:23.89 (19.03)



28  **Michael Yang** 14  0.74 **2:24.21** Q
Entry: 2:22.89 +1.32
25m: 15.20 50m: 32.42 (17.22) 75m: 50.78 (18.36)
100m: 1:09.05 (18.27) 125m: 1:27.90 (18.85) 150m: 1:46.69 (18.79)
175m: 2:05.76 (19.07) 200m: 2:24.21 (18.45)

29  **Curtis Shanks** 18  0.71 **2:24.62** Q
Entry: 2:23.58 +1.04
25m: 14.66 50m: 32.02 (17.36) 75m: 50.02 (18.00)
100m: 1:08.43 (18.41) 125m: 1:27.63 (19.20) 150m: 1:46.94 (19.31)



175m: 2:05.78 (18.84) 200m: 2:24.62 (18.84)

30  **Jad... Heerikhuis...** 15  0.71 **2:24.86**
Entry: 2:29.26 **-4.40** Q



25m: 15.08 50m: 33.14 (18.06) 75m: 51.41 (18.27)
100m: 1:09.90 (18.49) 125m: 1:28.69 (18.79) 150m: 1:47.65 (18.96)
175m: 2:06.20 (18.55) 200m: 2:24.86 (18.66)

31  **Elwin Bao** 17  0.68 **2:25.63**
Entry: 2:24.36 **+1.27** Q



25m: 14.66 50m: 32.04 (17.38) 75m: 50.17 (18.13)
100m: 1:08.67 (18.50) 125m: 1:27.41 (18.74) 150m: 1:46.79 (19.38)
175m: 2:06.14 (19.35) 200m: 2:25.63 (19.49)

32  **Lucas Bentley (V)** 22  0.78 **2:26.54**
Entry: 2:25.77 **+0.77**



25m: 15.38 50m: 33.42 (18.04) 75m: 51.79 (18.37)
100m: 1:10.69 (18.90) 125m: 1:29.54 (18.85) 150m: 1:48.53 (18.99)
175m: 2:07.40 (18.87) 200m: 2:26.54 (19.14)

33  **William Ison (V)** 14  0.27 **2:26.82**
Entry: 2:29.15 **-2.33**



25m: 15.37 50m: 32.88 (17.51) 75m: 51.43 (18.55)
100m: 1:10.42 (18.99) 125m: 1:29.51 (19.09) 150m: 1:48.78 (19.27)
175m: 2:08.09 (19.31) 200m: 2:26.82 (18.73)

34  **Alesana Lafoga** 16  0.25 **2:26.89**
Entry: 2:23.66 **+3.23** Q



25m: 14.78 50m: 32.51 (17.73) 75m: 50.34 (17.83)
100m: 1:09.07 (18.73) 125m: 1:27.80 (18.73) 150m: 1:47.38 (19.58)
175m: 2:06.82 (19.44) 200m: 2:26.89 (20.07)

35  **Finn Aloua** 14  0.70 **2:26.90**
Entry: 2:29.51 **-2.61** Q



25m: 15.54 50m: 34.10 (18.56) 75m: 52.19 (18.09)
100m: 1:10.97 (18.78) 125m: 1:29.80 (18.83) 150m: 1:48.50 (18.70)
175m: 2:07.66 (19.16) 200m: 2:26.90 (19.24)

36  **Josiah Joyce** 16  0.65 **2:27.16**
Entry: 2:31.62 **-4.46** Q



25m: 15.85 50m: 33.65 (17.80) 75m: 51.78 (18.13)
100m: 1:10.17 (18.39) 125m: 1:29.02 (18.85) 150m: 1:48.19 (19.17)
175m: 2:07.42 (19.23) 200m: 2:27.16 (19.74)

37  **Matthew Jiang** 15  0.72 **2:27.44**
Entry: 2:29.10 **-1.66** R1



25m: 15.09 50m: 32.94 (17.85) 75m: 51.10 (18.16)
100m: 1:09.82 (18.72) 125m: 1:28.73 (18.91) 150m: 1:47.91 (19.18)
175m: 2:07.47 (19.56) 200m: 2:27.44 (19.97)

38  **Sam McAlister** 18  0.66 **2:27.84**
Entry: 2:29.44 **-1.60** R2



25m: 14.84 50m: 32.73 (17.89) 75m: 50.85 (18.12)
100m: 1:10.02 (19.17) 125m: 1:29.17 (19.15) 150m: 1:48.90 (19.73)
175m: 2:07.99 (19.09) 200m: 2:27.84 (19.85)

39  **Jasper Xie** 14  0.67 **2:28.23**
Entry: 2:29.01 **-0.78**



25m: 15.13 50m: 32.77 (17.64) 75m: 51.11 (18.34)
100m: 1:10.01 (18.90) 125m: 1:29.28 (19.27) 150m: 1:48.69 (19.41)
175m: 2:08.52 (19.83) 200m: 2:28.23 (19.71)

40  **Jaijah Otene** 14  0.76 **2:28.37**
Entry: 2:32.06 **-3.69**



25m: 15.67 50m: 34.66 (18.99) 75m: 53.33 (18.67)
100m: 1:12.29 (18.96) 125m: 1:31.25 (18.96) 150m: 1:50.38 (19.13)
175m: 2:09.38 (19.00) 200m: 2:28.37 (18.99)

41  **Yen-Cheng Lee** 17  0.22 **2:28.46**
Entry: 2:30.02 **-1.56**



25m: 14.97 50m: 32.71 (17.74) 75m: 51.45 (18.74)
100m: 1:11.06 (19.61) 125m: 1:30.37 (19.31) 150m: 1:50.15 (19.78)
175m: 2:09.17 (19.02) 200m: 2:28.46 (19.29)

42  **Elvin Wang** 14  0.72 **2:29.63**
Entry: 2:28.70 **+0.93**

25m: 15.50 50m: 33.69 (18.19) 75m: 52.47 (18.78)
100m: 1:11.91 (19.44) 125m: 1:31.07 (19.16) 150m: 1:50.77 (19.70)
175m: 2:10.27 (19.50) 200m: 2:29.63 (19.36)

43  **Flynn Grace** 17  0.73 **2:29.89**
Entry: 2:29.97 **-0.08**

25m: 14.92 50m: 32.80 (17.88) 75m: 51.48 (18.68)
100m: 1:10.42 (18.94) 125m: 1:29.68 (19.26) 150m: 1:49.25 (19.57)
175m: 2:09.43 (20.18) 200m: 2:29.89 (20.46)

44  **Daniel Smith** SB19 17  0.65 1147 **2:29.99**
Entry: 2:30.02 **-0.03**

25m: 14.75 50m: 32.73 (17.98) 75m: 51.70 (18.97)
100m: 1:10.62 (18.92) 125m: 1:29.73 (19.11) 150m: 1:49.97 (20.24)
175m: 2:10.38 (20.41) 200m: 2:29.99 (19.61)

45	Justin Zhang	15		0.75	2:30.11 Entry: 2:36.34 -6.23
	25m: 15.38 50m: 32.87 (17.49) 75m: 51.74 (18.87) 100m: 1:10.89 (19.15) 125m: 1:30.43 (19.54) 150m: 1:50.66 (20.23) 175m: 2:10.80 (20.14) 200m: 2:30.11 (19.31)				
46	Rick Zhao	15		0.65	2:30.30 Entry: 2:26.79 +3.51
	25m: 14.60 50m: 32.30 (17.70) 75m: 50.43 (18.13) 100m: 1:08.73 (18.30) 125m: 1:28.15 (19.42) 150m: 1:48.26 (20.11) 175m: 2:09.24 (20.98) 200m: 2:30.30 (21.06)				
47	Nico Solodi	19		0.64	2:30.33 Entry: 2:28.99 +1.34
	25m: 15.01 50m: 33.18 (18.17) 75m: 52.01 (18.83) 100m: 1:11.39 (19.38) 125m: 1:30.88 (19.49) 150m: 1:50.55 (19.67) 175m: 2:10.17 (19.62) 200m: 2:30.33 (20.16)				
48	Sonny Liu	15			2:30.42 Entry: 2:35.09 -4.67
	25m: 15.94 50m: 34.32 (18.38) 75m: 52.96 (18.64) 100m: 1:12.07 (19.11) 125m: 1:31.18 (19.11) 150m: 1:50.74 (19.56) 175m: 2:10.60 (19.86) 200m: 2:30.42 (19.82)				
49	Byron Ling	15		0.66	2:30.67 Entry: 2:30.75 -0.08
	25m: 15.48 50m: 33.78 (18.30) 75m: 52.40 (18.62) 100m: 1:11.66 (19.26) 125m: 1:30.77 (19.11) 150m: 1:51.04 (20.27) 175m: 2:10.48 (19.44) 200m: 2:30.67 (20.19)				
50	Fergus Charlton	18		0.70	2:31.42 Entry: 2:30.10 +1.32
	25m: 15.11 50m: 33.15 (18.04) 75m: 52.00 (18.85) 100m: 1:11.24 (19.24) 125m: 1:30.64 (19.40) 150m: 1:50.15 (19.51) 175m: 2:10.44 (20.29) 200m: 2:31.42 (20.98)				
51	Caden Fuatimau	15		0.73	2:32.11 Entry: 2:40.58 -8.47
	25m: 15.13 50m: 33.34 (18.21) 75m: 52.54 (19.20) 100m: 1:12.04 (19.50) 125m: 1:31.78 (19.74) 150m: 1:51.94 (20.16) 175m: 2:11.97 (20.03) 200m: 2:32.11 (20.14)				
52	Lewis Ives	14		0.68	2:33.28 Entry: 2:35.19 -1.91
	25m: 15.81 50m: 35.20 (19.39) 75m: 55.41 (20.21) 100m: 1:15.15 (19.74) 125m: 1:34.86 (19.71) 150m: 1:54.25 (19.39) 175m: 2:13.88 (19.63) 200m: 2:33.28 (19.40)				
53	Oscar Dunn	13		0.71	2:33.42 Entry: 2:32.56 +0.86
	25m: 16.18 50m: 35.09 (18.91) 75m: 54.84 (19.75) 100m: 1:14.46 (19.62) 125m: 1:34.43 (19.97) 150m: 1:54.30 (19.87) 175m: 2:13.80 (19.50) 200m: 2:33.42 (19.62)				
54	Leo Liu	13		0.73	2:33.65 Entry: 2:33.81 -0.16
	25m: 16.10 50m: 35.07 (18.97) 75m: 54.64 (19.57) 100m: 1:14.51 (19.87) 125m: 1:34.40 (19.89) 150m: 1:54.61 (20.21) 175m: 2:13.94 (19.33) 200m: 2:33.65 (19.71)				
55	Robert Thompson	17		0.76	2:33.70 Entry: 2:33.34 +0.36
	25m: 15.46 50m: 33.67 (18.21) 75m: 52.39 (18.72) 100m: 1:12.00 (19.61) 125m: 1:31.94 (19.94) 150m: 1:52.24 (20.30) 175m: 2:12.59 (20.35) 200m: 2:33.70 (21.11)				
56	Asher Thomas	15		0.67	2:34.48 Entry: 2:33.88 +0.60
	25m: 14.88 50m: 33.07 (18.19) 75m: 52.04 (18.97) 100m: 1:12.24 (20.20) 125m: 1:32.50 (20.26) 150m: 1:53.73 (21.23) 175m: 2:14.47 (20.74) 200m: 2:34.48 (20.01)				
57	Samuel Asiata	17		0.71	2:34.87 Entry: 2:33.43 +1.44
	25m: 15.51 50m: 34.32 (18.81) 75m: 53.45 (19.13) 100m: 1:13.28 (19.83) 125m: 1:33.21 (19.93) 150m: 1:53.57 (20.36) 175m: 2:14.12 (20.55) 200m: 2:34.87 (20.75)				
58	Max Cryer	15		0.73	2:35.15 Entry: 2:35.21 -0.06
	25m: 15.47 50m: 33.73 (18.26) 75m: 53.03 (19.30) 100m: 1:13.09 (20.06) 125m: 1:33.34 (20.25) 150m: 1:53.86 (20.52) 175m: 2:14.37 (20.51) 200m: 2:35.15 (20.78)				
59	Dhylan Oyston	15		0.67	2:35.16 Entry: 2:35.36 -0.20
	25m: 16.17 50m: 35.02 (18.85) 75m: 54.50 (19.48) 100m: 1:14.22 (19.72) 125m: 1:34.36 (20.14) 150m: 1:54.58 (20.22) 175m: 2:14.81 (20.23) 200m: 2:35.16 (20.35)				
60	Jonny Joseph	15		0.71	2:35.75

37°

Entry: 2:41.57 -5.82

25m: 15.74 50m: 34.27 (18.53) 75m: 53.38 (19.11)
 100m: 1:13.05 (19.67) 125m: 1:33.14 (20.09) 150m: 1:53.94 (20.80)
 175m: 2:14.67 (20.73) 200m: 2:35.75 (21.08)

61  Rhyan Yan 15  0.68 **2:36.07**
Entry: 2:44.11 -8.04

25m: 15.26 50m: 33.21 (17.95) 75m: 52.61 (19.40)
 100m: 1:12.57 (19.96) 125m: 1:33.26 (20.69) 150m: 1:54.43 (21.17)
 175m: 2:15.61 (21.18) 200m: 2:36.07 (20.46)

62  Patrick Reiher 14  0.68 **2:36.35**
Entry: 2:42.97 -6.62

25m: 16.30 50m: 35.42 (19.12) 75m: 55.50 (20.08)
 100m: 1:15.96 (20.46) 125m: 1:35.86 (19.90) 150m: 1:56.64 (20.78)
 175m: 2:16.85 (20.21) 200m: 2:36.35 (19.50)

63  Taka Sugiyama 18  0.64 **2:36.52**
Entry: 2:34.37 +2.15

25m: 15.90 50m: 34.30 (18.40) 75m: 53.53 (19.23)
 100m: 1:13.43 (19.90) 125m: 1:34.00 (20.57) 150m: 1:54.50 (20.50)
 175m: 2:15.51 (21.01) 200m: 2:36.52 (21.01)

64  Riley Hurbuns 17  0.21 **2:36.79**
Entry: 2:35.16 +1.63

25m: 15.72 50m: 35.30 (19.58) 75m: 55.23 (19.93)
 100m: 1:15.45 (20.22) 125m: 1:35.53 (20.08) 150m: 1:56.37 (20.84)
 175m: 2:16.45 (20.08) 200m: 2:36.79 (20.34)

65  Ethan Chan 13  0.24 **2:37.23**
Entry: 2:38.59 -1.36



25m: 16.25 50m: 35.42 (19.17) 75m: 55.48 (20.06)
 100m: 1:15.58 (20.10) 125m: 1:35.78 (20.20) 150m: 1:56.34 (20.56)
 175m: 2:16.46 (20.12) 200m: 2:37.23 (20.77)

66  Hinato Watanabe 16  0.73 **2:37.29**
Entry: 2:36.82 +0.47

25m: 15.82 50m: 34.90 (19.08) 75m: 54.61 (19.71)
 100m: 1:14.94 (20.33) 125m: 1:35.00 (20.06) 150m: 1:55.55 (20.55)
 175m: 2:16.51 (20.96) 200m: 2:37.29 (20.78)

67  Ian Chen SB19 20  0.76 990 **2:37.51**
Entry: 2:37.48 +0.03



25m: 16.33 50m: 35.97 (19.64) 75m: 56.14 (20.17)
 100m: 1:16.50 (20.36) 125m: 1:37.10 (20.60) 150m: 1:57.22 (20.12)
 175m: 2:17.24 (20.02) 200m: 2:37.51 (20.27)

68  Charles Leech 15  0.76 **2:37.59**
Entry: 2:35.03 +2.56

25m: 15.80 50m: 34.87 (19.07) 75m: 54.85 (19.98)
 100m: 1:15.08 (20.23) 125m: 1:35.69 (20.61) 150m: 1:56.40 (20.71)
 175m: 2:16.90 (20.50) 200m: 2:37.59 (20.69)

69  Travis Henderson 14  0.68 **2:37.72**
Entry: 2:35.03 +2.69

25m: 15.08 50m: 34.21 (19.13) 75m: 53.79 (19.58)
 100m: 1:13.82 (20.03) 125m: 1:34.49 (20.67) 150m: 1:55.82 (21.33)
 175m: 2:17.16 (21.34) 200m: 2:37.72 (20.56)

70  Braden Turei 15  0.67 **2:37.73**
Entry: 2:41.50 -3.77

25m: 15.58 50m: 34.31 (18.73) 75m: 54.02 (19.71)
 100m: 1:14.12 (20.10) 125m: 1:34.57 (20.45) 150m: 1:55.54 (20.97)
 175m: 2:16.64 (21.10) 200m: 2:37.73 (21.09)

71  Ari Narayan 16  0.71 **2:37.91**
Entry: 2:41.87 -3.96

25m: 15.56 50m: 34.66 (19.10) 75m: 54.36 (19.70)
 100m: 1:14.56 (20.20) 125m: 1:35.25 (20.69) 150m: 1:56.00 (20.75)
 175m: 2:17.33 (21.33) 200m: 2:37.91 (20.58)

72  Tim Wei 13  0.78 **2:38.07**
Entry: 2:37.54 +0.53

25m: 16.00 50m: 35.45 (19.45) 75m: 56.25 (20.80)
 100m: 1:17.87 (21.62) 125m: 1:38.99 (21.12) 150m: 1:59.71 (20.72)
 175m: 2:18.97 (19.26) 200m: 2:38.07 (19.10)

73  Taylor Potter 17  0.76 **2:38.98**
Entry: 2:37.49 +1.49



25m: 16.05 50m: 35.07 (19.02) 75m: 54.87 (19.80)
 100m: 1:15.32 (20.45) 125m: 1:36.30 (20.98) 150m: 1:57.52 (21.22)
 175m: 2:18.23 (20.71) 200m: 2:38.98 (20.75)

74  Hayden Ling 13  0.76 **2:39.75**
Entry: 2:40.62 -0.87

25m: 16.34 50m: 35.92 (19.58) 75m: 56.07 (20.15)
 100m: 1:16.70 (20.63) 125m: 1:37.48 (20.78) 150m: 1:58.27 (20.79)
 175m: 2:19.09 (20.82) 200m: 2:39.75 (20.66)

75	Jesu Yu	13		0.70	2:40.34 Entry: 2:48.36 -8.02
	25m: 16.42 50m: 36.02 (19.60) 75m: 56.42 (20.40) 100m: 1:17.00 (20.58) 125m: 1:38.04 (21.04) 150m: 1:59.70 (21.66) 175m: 2:20.31 (20.61) 200m: 2:40.34 (20.03)				
76	Isaiah Tauu	14		0.64	2:40.64 Entry: 2:39.58 +1.06
	25m: 15.64 50m: 35.23 (19.59) 75m: 55.15 (19.92) 100m: 1:15.74 (20.59) 125m: 1:36.59 (20.85) 150m: 1:58.11 (21.52) 175m: 2:19.28 (21.17) 200m: 2:40.64 (21.36)				
77	Jk Wang	13		0.70	2:41.26 Entry: 2:41.62 -0.36
	25m: 17.05 50m: 36.68 (19.63) 75m: 56.31 (19.63) 100m: 1:17.44 (21.13) 125m: 1:37.50 (20.06) 150m: 1:58.68 (21.18) 175m: 2:20.05 (21.37) 200m: 2:41.26 (21.21)				
78	Brian Ren	15		0.74	2:41.61 Entry: 2:43.84 -2.23
	25m: 15.93 50m: 35.27 (19.34) 75m: 55.47 (20.20) 100m: 1:16.13 (20.66) 125m: 1:37.07 (20.94) 150m: 1:58.52 (21.45) 175m: 2:20.03 (21.51) 200m: 2:41.61 (21.58)				
79	Johan-Al... Vors...	14		0.69	2:42.04 Entry: 2:40.56 +1.48
	25m: 15.45 50m: 35.37 (19.92) 75m: 55.62 (20.25) 100m: 1:16.56 (20.94) 125m: 1:36.95 (20.39) 150m: 1:58.63 (21.68) 175m: 2:19.88 (21.25) 200m: 2:42.04 (22.16)				
80	William Zhang	13		0.61	2:42.19 Entry: 2:38.80 +3.39
	25m: 16.85 50m: 37.03 (20.18) 75m: 57.49 (20.46) 100m: 1:18.12 (20.63) 125m: 1:38.99 (20.87) 150m: 1:59.97 (20.98) 175m: 2:20.77 (20.80) 200m: 2:42.19 (21.42)				
81	Aiden Carlisle	13		0.67	2:42.59 Entry: 2:42.48 +0.11
	25m: 16.41 50m: 36.66 (20.25) 75m: 58.46 (21.80) 100m: 1:20.85 (22.39) 125m: 1:41.93 (21.08) 150m: 2:03.11 (21.18) 175m: 2:23.03 (19.92) 200m: 2:42.59 (19.56)				
82	Cody Chen	14		0.66	2:42.73 Entry: 2:44.53 -1.80
	25m: 16.10 50m: 35.38 (19.28) 75m: 55.43 (20.05) 100m: 1:15.97 (20.54) 125m: 1:37.06 (21.09) 150m: 1:58.58 (21.52) 175m: 2:20.28 (21.70) 200m: 2:42.73 (22.45)				
83	Max Wang	13		0.71	2:43.74 Entry: 2:43.38 +0.36
	25m: 16.18 50m: 35.57 (19.39) 75m: 55.63 (20.06) 100m: 1:16.41 (20.78) 125m: 1:37.40 (20.99) 150m: 1:59.39 (21.99) 175m: 2:21.61 (22.22) 200m: 2:43.74 (22.13)				
84	Daniel Wiley	15		0.64	2:44.43 Entry: 2:43.83 +0.60
	25m: 16.35 50m: 36.19 (19.84) 75m: 56.75 (20.56) 100m: 1:17.72 (20.97) 125m: 1:38.94 (21.22) 150m: 2:00.58 (21.64) 175m: 2:22.61 (22.03) 200m: 2:44.43 (21.82)				
85	Leo Chai	14		0.71	2:44.82 Entry: 2:44.66 +0.16
	25m: 16.36 50m: 35.64 (19.28) 75m: 55.98 (20.34) 100m: 1:16.95 (20.97) 125m: 1:38.46 (21.51) 150m: 2:00.39 (21.93) 175m: 2:22.37 (21.98) 200m: 2:44.82 (22.45)				
86	James Hollywood	13		0.77	2:45.22 Entry: 2:41.56 +3.66
	25m: 16.02 50m: 35.57 (19.55) 75m: 56.30 (20.73) 100m: 1:17.46 (21.16) 125m: 1:38.73 (21.27) 150m: 2:00.91 (22.18) 175m: 2:23.32 (22.41) 200m: 2:45.22 (21.90)				
87	Jayden Shu	13		0.21	2:45.71 Entry: 2:49.85 -4.14
	25m: 16.86 50m: 36.89 (20.03) 75m: 57.29 (20.40) 100m: 1:18.59 (21.30) 125m: 1:39.34 (20.75) 150m: 2:01.29 (21.95) 175m: 2:23.43 (22.14) 200m: 2:45.71 (22.28)				
88	Harold Yu	14		0.68	2:46.66 Entry: 2:44.77 +1.89
	25m: 16.46 50m: 36.98 (20.52) 75m: 57.97 (20.99) 100m: 1:18.61 (20.64) 125m: 1:39.75 (21.14) 150m: 2:01.87 (22.12) 175m: 2:23.92 (22.05) 200m: 2:46.66 (22.74)				
89	Will Parsons	15		0.25	2:49.67 Entry: 2:43.49 +6.18
	25m: 16.80 50m: 36.81 (20.01) 75m: 57.86 (21.05) 100m: 1:18.84 (20.98) 125m: 1:40.57 (21.73) 150m: 2:03.10 (22.53) 175m: 2:26.16 (23.06) 200m: 2:49.67 (23.51)				

2:50.07

90  Angelo Liu 13  0.60 Entry: 2:49.20 +0.87

25m: 18.04 50m: 38.80 (20.76) 75m: 1:00.20 (21.40)
100m: 1:22.15 (21.95) 125m: 1:43.67 (21.52) 150m: 2:05.92 (22.25)
175m: 2:27.58 (21.66) 200m: 2:50.07 (22.49)

91  Shane Murdoch 13  0.67 **2:51.47**
Entry: 2:52.51 -1.04

25m: 17.81 50m: 38.66 (20.85) 75m: 59.83 (21.17)
100m: 1:22.11 (22.28) 125m: 1:44.26 (22.15) 150m: 2:06.78 (22.52)
175m: 2:28.98 (22.20) 200m: 2:51.47 (22.49)

92  Louis Liu 13  0.69 **2:51.84**
Entry: 2:51.94 -0.10

25m: 18.41 50m: 39.76 (21.35) 75m: 1:01.91 (22.15)
100m: 1:24.54 (22.63) 125m: 1:46.57 (22.03) 150m: 2:09.14 (22.57)
175m: 2:30.51 (21.37) 200m: 2:51.84 (21.33)

93  Oliver Kim 14  0.68 **2:53.23**
Entry: 2:45.91 +7.32

25m: 16.86 50m: 37.66 (20.80) 75m: 59.85 (22.19)
100m: 1:22.05 (22.20) 125m: 1:44.75 (22.70) 150m: 2:08.11 (23.36)
175m: 2:31.00 (22.89) 200m: 2:53.23 (22.23)

94  Bailey Conlon SB14 19  0.80 463 **3:04.15**
Entry: 3:03.73 +0.42

25m: 18.05 50m: 39.66 (21.61) 75m: 1:02.04 (22.38)
100m: 1:24.54 (22.50) 125m: 1:48.24 (23.70) 150m: 2:13.08 (24.84)
175m: 2:37.88 (24.80) 200m: 3:04.15 (26.27)

-  Alexa... Monroe... 19  DNS